


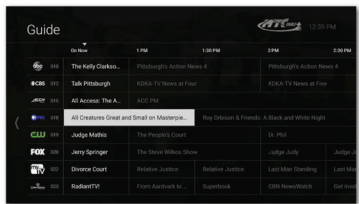
APPS: STREAMING, SOLVED

Choose Apps from the App Library and set your favorites.



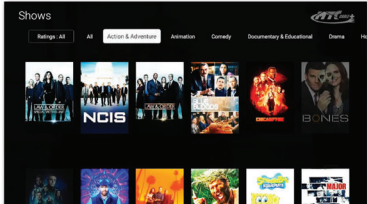
THE GUIDE: NEVER MISS A THING

Choose Guide from the main menu and gain access to all the entertainment your TV package has to offer.



SHOWS AND MOVIES: BROWSE THE BEST

So much to watch, so little time! Use the Shows or Movies screens to browse thousands of options. You can filter by genre such as Action or Comedy, and limit results to content rated for Kids, Teens, or Adults.



Quick User Guide

GOT QUESTIONS? Here's how you can always find answers:

- Find MTC Cable Plus Tech Support online at <https://www.mtctelcom.com/tech-support>
- Call MTC Cable Plus Tech Support at 1-877-727-2288

MTC Cable Plus

With Apple TV

© 2023 Xperi. All rights reserved. TiVo, the TiVo logo, and the TiVo silhouette logo are trademarks or registered trademarks of TiVo Brands LLC. Google, Android, Google Play, Android TV, and other marks are trademarks of Google LLC. App Store is a service mark of Apple Inc. iOS is a trademark or registered trademark of Apple Inc. All other trademarks and content are the property of their respective owners. All services are not available in all areas. Other restrictions apply.

The streaming device is powered by Android TV™.

Note: Some screen images may be simulated.

TMIS_Brook_F (Oct. 2023)

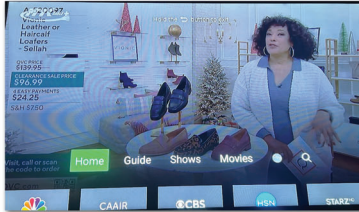
WELCOME TO MTC CABLE PLUS

MTC Cable Plus instantly gives you total control of the TV programming you love, and much more! You'll get hundreds of channels, as well as access to streaming providers, all from one simple device. Find, watch, record, and stream with MTC Cable Plus!

THE MAIN MENU

START HERE FOR ACCESS TO EVERYTHING

From the main menu, you can easily access popular destinations like the Home screen, the Guide, Shows, and Movies. To get to the main menu, press the back button on your remote control.

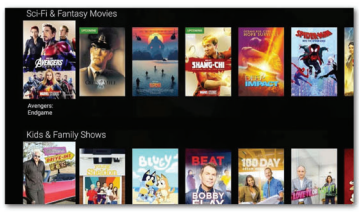


THE HOME SCREEN

ALWAYS SOMETHING GREAT TO WATCH

The Home screen is your hub for finding great things to watch. Browse categories like Sports, News, Kids, and Popular Shows, or check out live sports or shows on now.

When you find something you like, select it to see details, watch, or set up a recording.



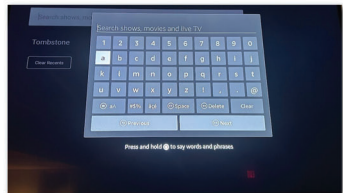
EVEN MORE YOU CAN DO...

SPEAK AND YOU SHALL FIND

Press the Siri button on your remote (if applicable), and speak into the remote to find a show, movie or get recommendations. Try saying things like "Bob's Burgers," "Romantic movies," or "Basketball games."

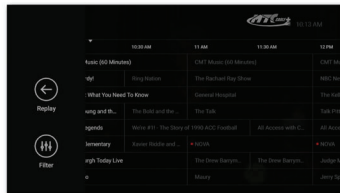
...OR SEARCH AND YOU SHALL FIND

Don't feel like talking? Use text search to enter a title, actor name, or keyword instead. MTC Cable Plus instantly scans across TV programming to find exactly what you want.



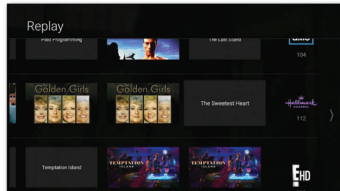
USE THE GUIDE SUPERPOWERS

Meet the hidden powers of the guide. Use your remote to move all the way to the left of the guide. A panel opens with Favorites, Replay, and Filter options.



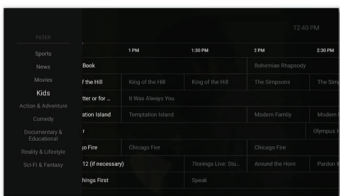
TURN BACK TIME WITH REPLAY

Missed your favorite show? No problem! Just choose Replay to choose from previously aired shows that are available to watch.



SEE ONLY WHAT YOU WANT WITH FILTERS

Use filters to see only Movies, Sports, News, Kids shows, or more in the guide.



GET TO KNOW YOUR REMOTE CONTROL



MAIN SELECTION BUTTON, in the center of the Controller, accepts the current selection

MENU opens the main menu or returns to the previous screen

MUTE turns your sound on or off

PLAY / PAUSE button is used to start and pause the channel you are currently viewing

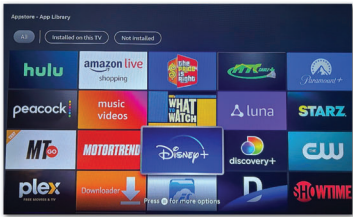
SWIPING LEFT AND RIGHT on the touch activated dpad changes the channels when watching content -CONTROLLER navigates using the UP, DOWN, LEFT or RIGHT areas

HOME button brings you to the Apple TV Homepage

+ & - controls the volume on your TV

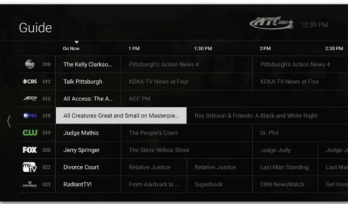
APPS: STREAMING, SOLVED

Choose Apps from the App Library and set your favorites.



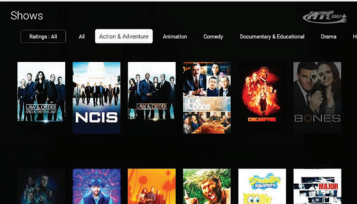
THE GUIDE: NEVER MISS A THING

Choose Guide from the main menu and gain access to all the entertainment your TV package has to offer.



SHOWS AND MOVIES: BROWSE THE BEST

So much to watch, so little time! Use the Shows or Movies screens to browse thousands of options. You can filter by genre such as Action or Comedy, and limit results to content rated for Kids, Teens, or Adults.








Quick User Guide

GOT QUESTIONS? Here's how you can always find answers:

- Find MTC Cable Plus Tech Support online at <https://www.mtctelcom.com/tech-support>
- Call MTC Cable Plus Tech Support at 1-877-727-2288



MTC Cable Plus

With TiVo Fire TV Stick 4k



© 2023 Xperi. All rights reserved. TiVo, the TiVo logo, and the TiVo silhouette logo are trademarks or registered trademarks TiVo Brands LLC. Google, Android, Google Play, Android TV and other marks are trademarks of Google LLC. App Store is a service mark of Apple Inc. iOS is a trademark or registered trademark of Cisco in the U.S. and other countries and is used under license by Apple. Netflix is a registered trademark of Netflix, Inc. All other trademarks and content are the property of their respective owners. All services are not available in all areas. Other restrictions apply.

The streaming device is powered by Android TV™.

Note: Some screen images may be simulated.

TMS_Brook_F (Oct. 2023)

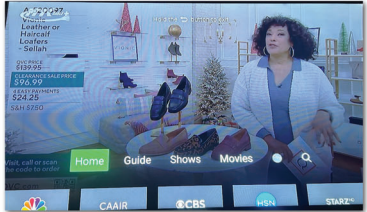
WELCOME TO MTC CABLE PLUS

MTC Cable Plus instantly gives you total control of the TV programming you love, and much more! You'll get hundreds of channels, as well as access to streaming providers, all from one simple device. Find, watch, record, and stream with MTC Cable Plus!

THE MAIN MENU

START HERE FOR ACCESS TO EVERYTHING

From the main menu, you can easily access popular destinations like the Home screen, the Guide, Shows, and Movies. To get to the main menu, press the back button on your remote control.

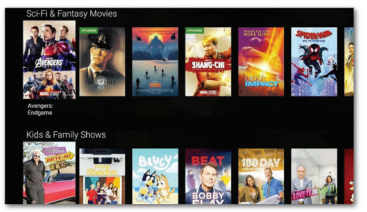


THE HOME SCREEN

ALWAYS SOMETHING GREAT TO WATCH

The Home screen is your hub for finding great things to watch. Browse categories like Sports, News, Kids, and Popular Shows, or check out live sports or shows on now.

When you find something you like, select it to see details, watch, or set up a recording.



EVEN MORE YOU CAN DO...

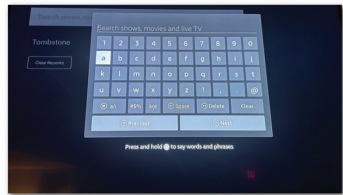


SPEAK AND YOU SHALL FIND

Press the Alexa Voice button on your remote, and speak into the remote to find a show, movie or get recommendations. Try saying things like "Bob's Burgers," "Romantic movies," or "Basketball games."

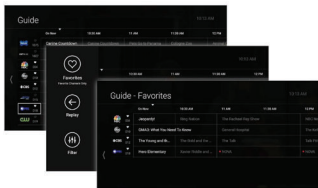
...OR SEARCH AND YOU SHALL FIND

Don't feel like talking? Use text search to enter a title, actor name, or keyword instead. MTC Cable Plus instantly scans across TV programming to find exactly what you want.



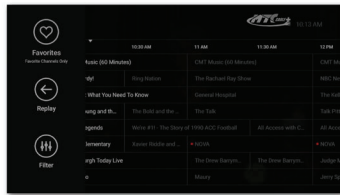
SHOW LOVE WITH YOUR FAVORITE CHANNELS

Use the Guide to set your favorite channels. Move to the Channel column and select each channel you want to set as a favorite. The small heart icon will be filled in once selected. Whenever you want the guide to show only your favorites, just move all the way to the left and choose Favorites from the panel that appears.



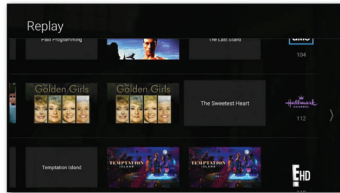
USE THE GUIDE SUPERPOWERS

Meet the hidden powers of the guide. Use your remote to move all the way to the left of the guide. A panel opens with Favorites, Replay, and Filter options.



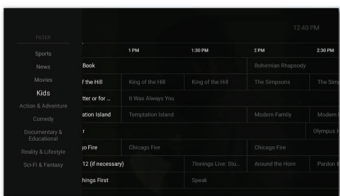
TURN BACK TIME WITH REPLAY

Missed your favorite show? No problem! Just choose Replay to choose from previously aired shows that are available to watch.

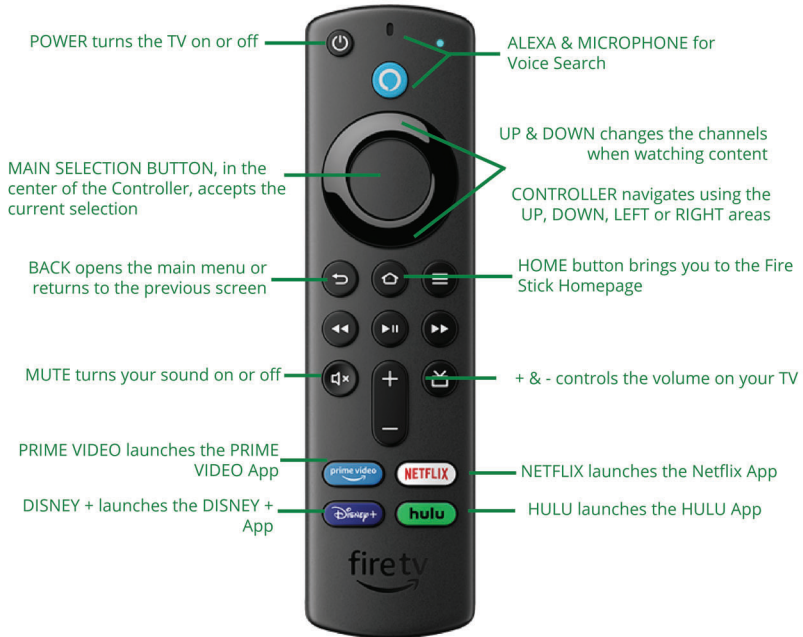


SEE ONLY WHAT YOU WANT WITH FILTERS

Use filters to see only Movies, Sports, News, Kids shows, or more in the guide.




GET TO KNOW YOUR REMOTE CONTROL



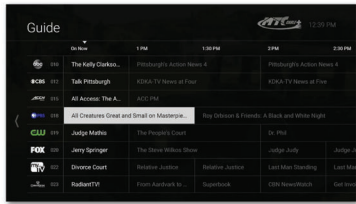
APPS: STREAMING, SOLVED

Choose Apps from the main menu or press the Apps button on your remote control to see all your apps.



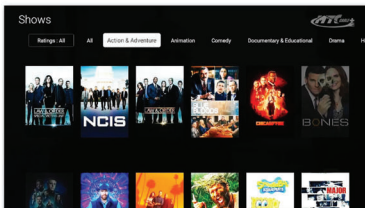
THE GUIDE: NEVER MISS A THING

Choose Guide from the main menu, or press the Guide button on your remote control to see what's on and what's coming up.



SHOWS AND MOVIES: BROWSE THE BEST

So much to watch, so little time! Use the Shows or Movies screens to browse thousands of options. You can filter by genre such as Action or Comedy, and limit results to content rated for Kids, Teens, or Adults.







Quick User Guide

GOT QUESTIONS? Here's how you can always find answers:

- Find MTC Cable Plus Tech Support online at <https://www.mtctelcom.com/tech-support>
- Call MTC Cable Plus Tech Support at 1-877-727-2288



MTC Cable Plus

With TiVo Force 1 Box



© 2023 Xperi. All rights reserved. TiVo, the TiVo logo, and the TiVo silhouette logo are trademarks or registered trademarks of TiVo Brands LLC. Google, Android, Google Play, Android TV and other marks are trademarks of Google LLC. App Store is a service mark of Apple Inc. iOS is a trademark or registered trademark of Apple Inc. in the U.S. and other countries and is used under license by Apple. Netflix is a registered trademark of Netflix, Inc. All other trademarks and content are the property of their respective owners. All services are not available in all areas. Other restrictions apply.

The streaming device is powered by Android TV™.
 Note: Some screen images may be simulated.
 TMIS_Brook_F (Oct. 2023)

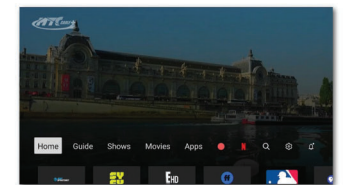
WELCOME TO MTC CABLE PLUS

MTC Cable Plus instantly gives you total control of the TV programming you love, and much more! You'll get hundreds of channels, as well as access to streaming providers, all from one simple device. Find, watch, record, and stream with MTC Cable Plus!

THE MAIN MENU

START HERE FOR ACCESS TO EVERYTHING

From the main menu, you can easily access popular destinations like the Home screen, the Guide, Shows, Movies, and Apps. To get to the main menu, just press the TiVo button on your remote control.

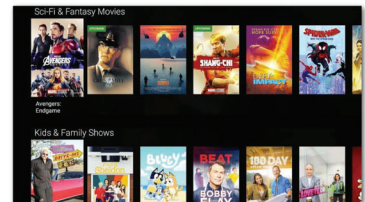


THE HOME SCREEN

ALWAYS SOMETHING GREAT TO WATCH

The Home screen is your hub for finding great things to watch. Browse categories like Sports, News, Kids, and Popular Shows, or check out live sports or shows on now.

When you find something you like, select it to see details, watch, or set up a recording.



EVEN MORE YOU CAN DO...

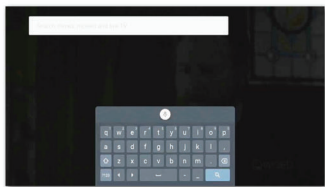


SPEAK AND YOU SHALL FIND

Press and release the Google Assistant button or Voice Search button on your remote, and speak into the remote to find a show, open an app, or get recommendations. Try saying things like "Bob's Burgers," "Romantic movies," or "Basketball games."

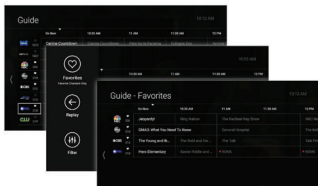
...OR SEARCH AND YOU SHALL FIND

Don't feel like talking? Use text search to enter a title, actor name, or keyword instead. MTC Cable Plus Instantly scans across TV programming and streaming video apps to find exactly what you want.



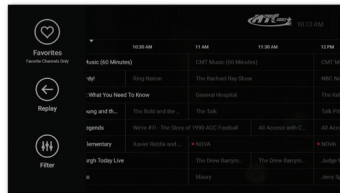
SHOW LOVE WITH YOUR FAVORITE CHANNELS

Use the Guide to set your favorite channels. Move to the Channel column and select each channel you want to set as a favorite. The small heart icon will be filled in once selected. Whenever you want the guide to show only your favorites, just move all the way to the left and choose Favorites from the panel that appears.



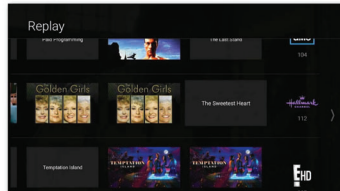
USE THE GUIDE SUPERPOWERS

Meet the hidden powers of the guide. Use your remote to move all the way to the left of the guide. A panel opens with Favorites, Replay, and Filter options.



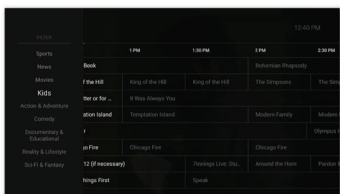
TURN BACK TIME WITH REPLAY

Missed your favorite show? No problem! Just choose Replay to choose from previously aired shows that are available to watch.



SEE ONLY WHAT YOU WANT WITH FILTERS

Use filters to see only Movies, Sports, News, Kids shows, or more in the guide.




GET TO KNOW YOUR REMOTE CONTROL



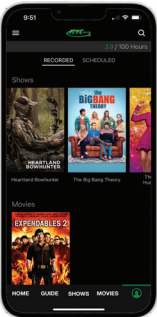
SHOWS AND MOVIES: BROWSE THE BEST




So much to watch, so little time! Use the Shows or Movies screens to browse thousands of options. You can filter by genre such as Action or Comedy, and limit results to content rated for Kids, Teens, or Adults.



RECORDINGS: WATCH THEM NOW OR LATER

Easy access to manage all your recorded shows and movies plus a quick look at your storage capacity.




Quick User Guide

GOT QUESTIONS? Here's how you can always find answers:

- Find MTC Cable Plus Tech Support online at <https://www.mtctelcom.com/tech-support>
- Call MTC Cable Plus Tech Support at 1-877-727-2288



MTC Cable Plus


Mobile Application

© 2023 Xperi. All rights reserved. TiVo, the TiVo logo, and the TiVo silhouette logo are trademarks or registered trademarks of TiVo Brands LLC. Google, Android, Google Play, Android TV and other marks are trademarks of Google LLC. App Store is a service mark of Apple Inc. iOS is a trademark or registered trademark of Cisco in the U.S. and other countries and is used under license by Apple. Netflix is a registered trademark of Netflix, Inc. All other trademarks and content are the property of their respective owners. All services are not available in all areas. Other restrictions apply.

The streaming device is powered by Android TV™.

Note: Some screen images may be simulated.

TMSI_Brook_F (Oct. 2023)



WELCOME TO MTC CABLE PLUS


MTC Cable Plus instantly gives you total control of the TV programming you love, and much more! You'll get hundreds of channels, as well as access to streaming providers, all from one simple device. Find, watch, record, and stream with MTC Cable Plus.

THE HOME SCREEN

ALWAYS SOMETHING GREAT TO WATCH

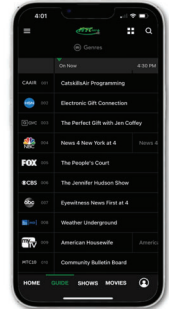
The Home screen is your hub for finding great things to watch. Browse categories like Sports, News, Kids, and Popular Shows, or check out live sports or shows on now.

When you find something you like, just select it to see details, watch, or set up a recording.



THE GUIDE: NEVER MISS A THING

Choose Guide from the main menu and gain access to all the entertainment your TV package has to offer.



EVEN MORE YOU CAN DO...



SEARCH AND YOU SHALL FIND

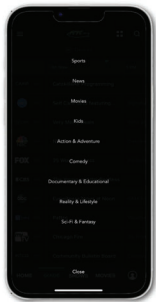
Use text search to enter a title, actor name, or keyword instead. MTC Cable Plus instantly scans across TV programming to find exactly what you want.



USE THE GUIDE SUPERPOWERS

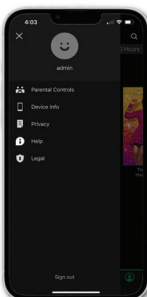
Meet the hidden powers of the guide. Use your remote to move all the way to the left of the guide. A panel opens with Favorites, Replay, and Filter options.

SEE JUST WHAT YOU WANT WITH FILTERS
Use filters to see only Movies, Sports, News, Kids shows, or more in the guide.



THE ADMIN SCREEN

The admin screen allows you to set your parental controls, sign out, and check documents related to device info, legal, privacy policy, and tech support contact information.



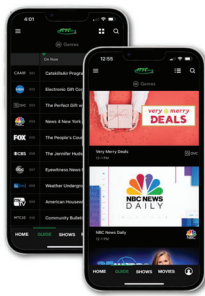
PLAY/PAUSE, RESTART, RECORD, UNWIND

While watching a channel, tap your device screen to bring up controls for pausing, rewinding a show to the beginning, record, or change audio settings like adding subtitles.



SWITCH YOUR GUIDE VIEW

View the dynamic guide in list or grid mode depending on your preference.



SET YOUR PARENTAL CONTROL PIN

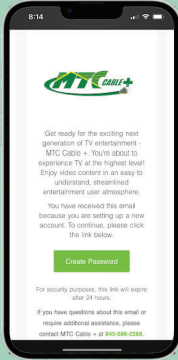
By tapping the parental control setting in the admin screen, you can set a 4-digit pin for accessing content rated as TV-MS, R or NC-17.





Quick Start Guide: Apple TV

1



Check your email inbox for the MTC Cable Plus "Set Password" email.
(don't forget to check your junk or spam if you don't see it in your primary)

2 Step by step instructions

Make sure your Apple TV works with MTC Cable Plus

MTC Cable Plus works on Apple TV 3rd Generation, Apple TV 4K or Apple TV HD. If you need help identifying which Apple TV you have, identify your device here:

support.apple.com/kb/HT200008

If you are setting up your Apple TV for the first time...

All you need is:

- An internet connection
- An Apple ID. If you don't have an Apple ID, you can create one for free here: **appleid.apple.com/account&page=create**
- A TV or other display with an HDMI port
- An HDMI cable (On Apple TV 4K, you need an HDMI 2.0 or later compatible cable)


Apple has very helpful instructions to get your Apple TV up and going in no time:

- 3rd Generation: **<https://support.apple.com/kb/HT210092>**
- 4K / HD: **support.apple.com/en-us/HT205358#appletv4kappletvhd**

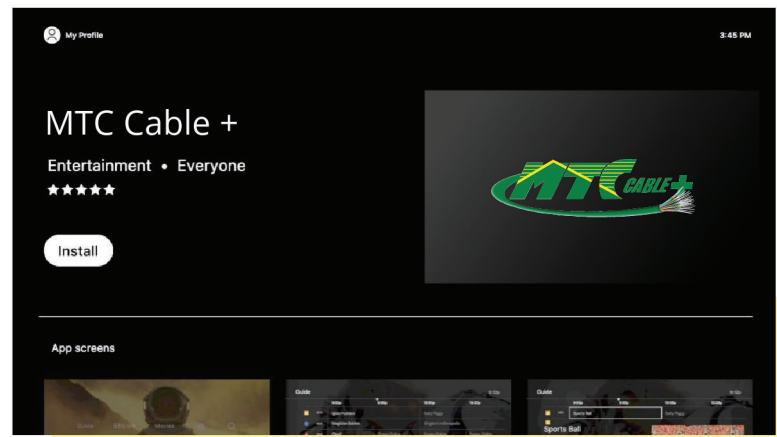
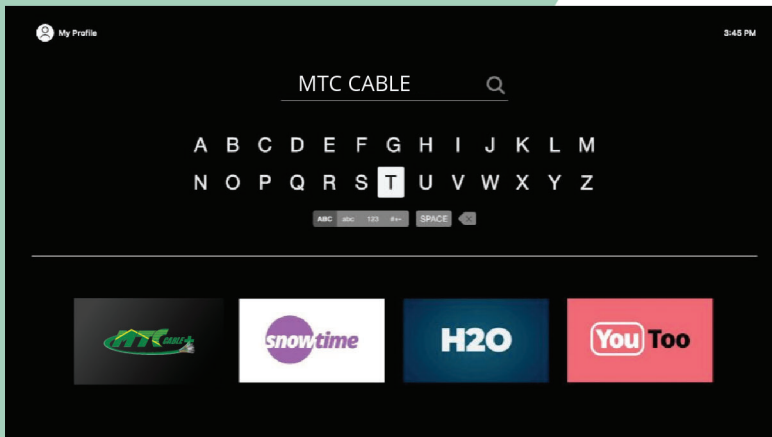
SEE ADDITIONAL INSTRUCTIONS ON BACKSIDE!

Install MTC Cable Plus to your Apple TV from the App Store

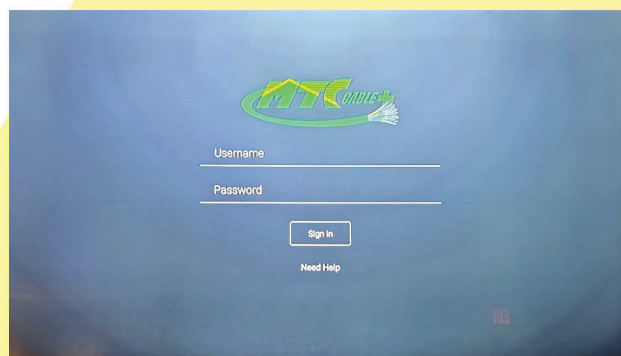
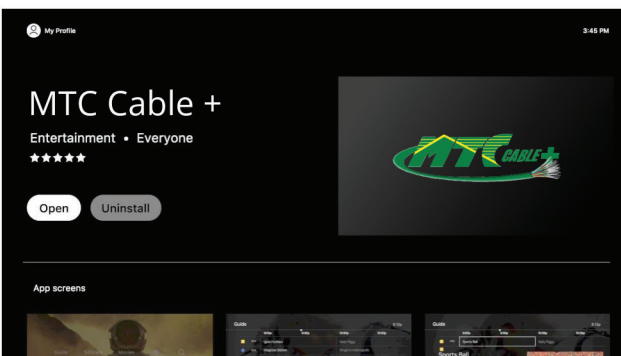
- Now that your Apple TV is all set up, go to the App Store. The App Store app icon looks like this:



- From within the App Store search for MTC Cable Plus. Highlight and select the app to begin downloading.



- While an app is downloading or updating, its icon appears on the Home screen with a progress indicator. Once it's done downloading, select Open to launch and put in your account Username and Password.



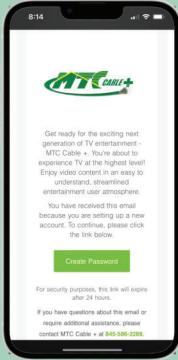
Make sure you're connected to your MTC-provided internet

MTC Cable Plus needs to be connected to the internet provided to your home by MTC in order to access your entire TV lineup.



Quick Start Guide: Fire TV Stick 4k

1



Check your email inbox for the MTC Cable Plus "Set Password" email.
(don't forget to check your junk or spam if you don't see it in your primary)

2

Step by step instructions

Make sure your Fire TV works with MTC Cable Plus.

MTC Cable Plus works on Amazon Fire TV 2nd Generation and newer:

- Fire TV 2nd Generation
- Fire TV Stick with Voice Remote
- Fire TV Stick with Alexa Voice Remote 2nd Generation
- Fire TV Stick 4K
- Fire TV 3rd Generation
- Fire TV Cube 1st Generation
- Fire TV Cube 2nd Generation

Identify which Fire TV you have [amazon.com/help?id=201640900]

If you're setting up your Fire TV for the first time...

All you need is:

- An internet connection
- An Amazon account. If you don't have an Amazon account, you can sign up here for free [amazon.com/sign-up]
- A TV or other display with an HDMI port
- An HDMI cable (on 4K capable devices, you need an HDMI 2.0 or later compatible cable)

Start with these quick steps:

- 1.Plug the power adapter into an electric outlet and the Fire TV device into your TV's HDMI port.
- 2.Use the USB cable to connect the power adapter and the Fire TV device.
- 3.Install the batteries in the remote by matching them to the icons inside. If the remote doesn't automatically pair with your Fire TV, press and hold the Home button for 10 seconds.
- 4.Use the Source button on your TV remote to locate the HDMI signal for your Fire TV device.

Now that your device is powered on, connected to your TV, and paired with the remote, all you need to do is follow the prompts on the Fire TV startup screen. **SEE ADDITIONAL INSTRUCTIONS ON BACKSIDE!**


Install MTC Cable Plus onto your Fire TV

Now that your Fire TV is all set up...

- Select the search icon to the left of "Home" at the top of the screen and search for "MTC Cable"



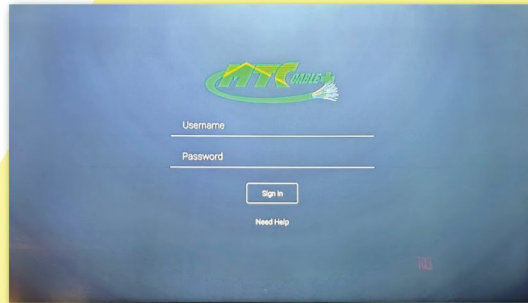
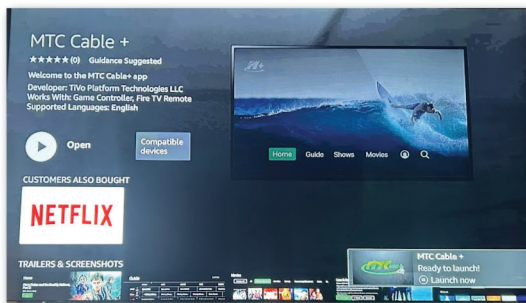
- Scroll down to Apps & Games , highlight and select MTC Cable Plus



- Select the download button to begin downloading.



Once it's done downloading, select Open to launch and put in your account Username and Password.



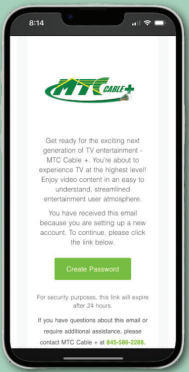
Make sure you're connected to your MTC -provided internet.

MTC Cable Plus needs to be connected to the internet provided to your home by MTC in order to access your entire TV lineup.



Quick Start Guide: Mobile (Phones and Tablets)

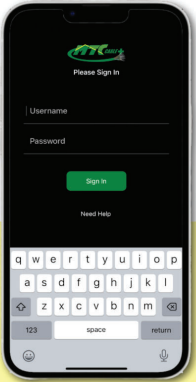
1 Check your email inbox for the MTC Cable Plus "Set Password" email. *(don't forget to check your junk or spam if you don't see it in your primary)*



2 Download the MTC Cable Plus App from the App Store or Google Play Store. Scan QR Code Below to download:



3 Open the app and sign in to your MTC Cable Plus Account.



4 Enjoy your MTC Cable Plus TV Streaming Experience!!

